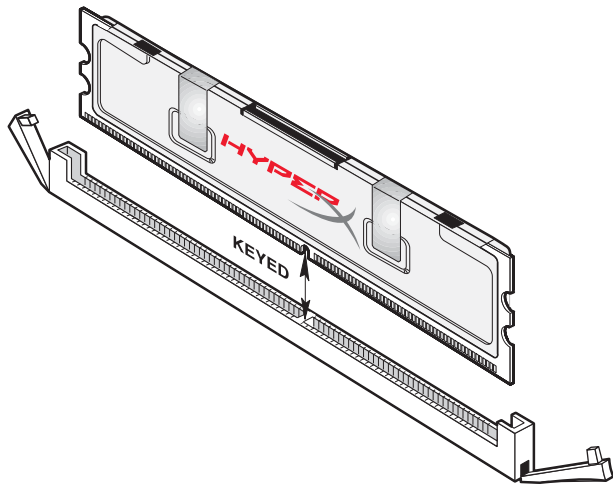


KHX6400D2/1G

1GB 128M x 64-Bit PC2-6400

CL5 240-Pin DIMM



DESCRIPTION

This document describes Kingston's 128M x 64-bit 1GB (1024MB) DDR2-800 CL5 SDRAM (Synchronous DRAM) memory module, based on sixteen 64M x 8-bit DDR2 FBGA components. This module has been tested to run at DDR2 800MHz at low latency timing of 5-5-5-15 at 2.0V. The SPD is programmed to JEDEC standard latency 667Mhz timing of 5-5-5-15 at 1.8V. This 240-pin DIMM uses gold contact fingers and requires +1.8V. The electrical and mechanical specifications are as follows:

SPECIFICATIONS

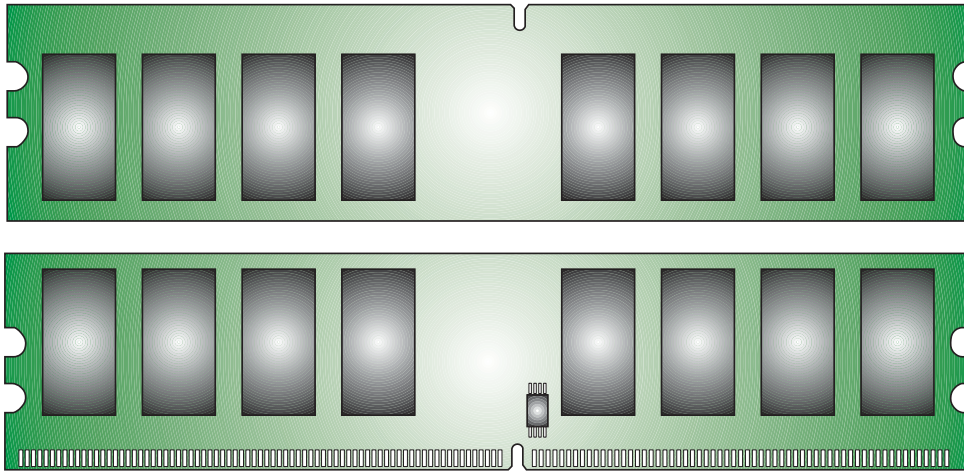
Clock Cycle Time (tCK) CL=5	3ns (min.) / 8ns (max.)
Row Cycle Time (tRC)	54ns (min.)
Refresh to Active/Refresh Command Time (tRFC)	105ns
Row Active Time (tRAS)	39ns (min.) / 70,000ns (max.)
Single Power Supply of	+1.8V (+/- .1V)
Power	1.922 W (operating)
UL Rating	94 V - 0
Operating Temperature	0° C to 55° C
Storage Temperature	-55° C to +125° C

FEATURES

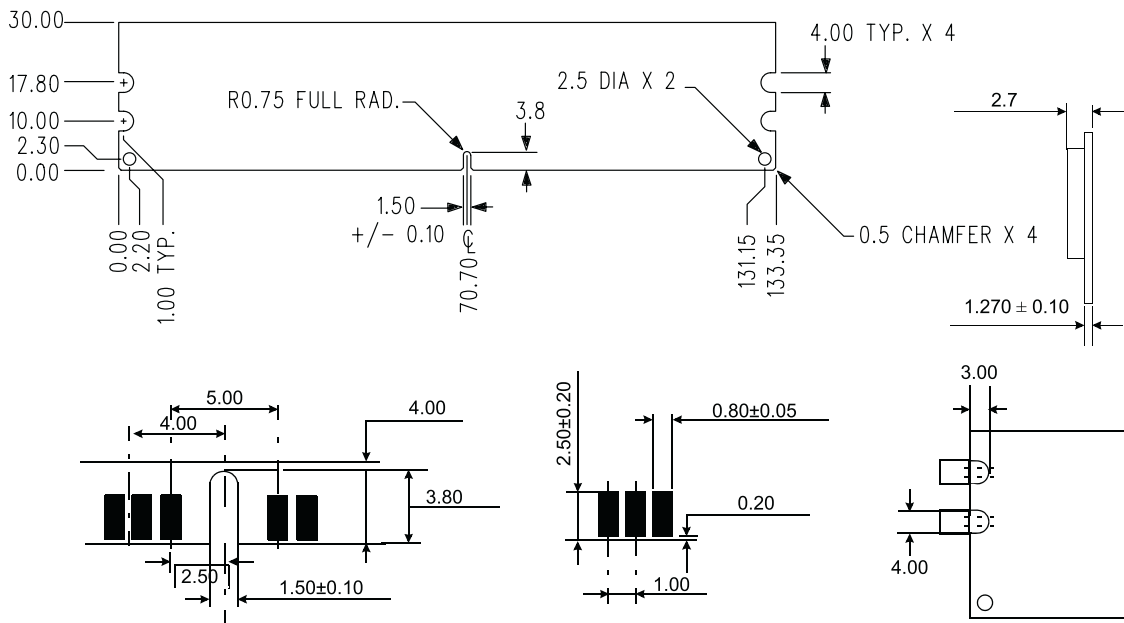
- Power supply : Vdd: 1.8V ± 0.1V, Vddq: 1.8V ± 0.1V
- Double-data-rate architecture; two data transfers per clock cycle
- Bidirectional data strobe(DQS)
- Differential clock inputs(CK and CK)
- DLL aligns DQ and DQS transition with CK transition
- Programmable Read latency 5 (clock)
- Burst Length: 4, 8 (Interleave/nibble sequential)
- Programmable Burst type (sequential & interleave)
- Timing Reference: 5-5-5-15 at +1.8V / 5-5-5-15 at +2.0V
- Edge aligned data output, center aligned data input
- Auto & Self refresh, 7.8us refresh interval (8K/64ms refresh)
- Serial presence detect with EEPROM
- High Performance Heat Spreader
- PCB : Height 1.180" (30.00mm), double sided component

Continued >>

MODULE DIMENSIONS:



Units: millimeters



FOR MORE INFORMATION, GO TO WWW.KINGSTON.COM

All Kingston products are tested to meet our published specifications. Some motherboards or system configurations may not operate at the published HyperX memory speeds and timing settings. Kingston does not recommend that any user attempt to run their computers faster than the published speed. Overclocking or modifying your system timing may result in damage to computer components.